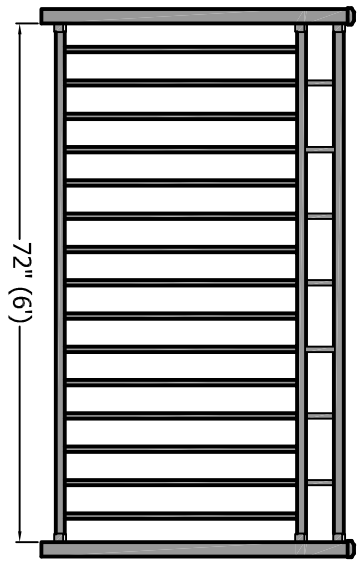
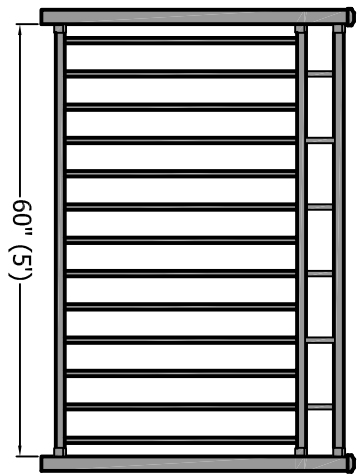
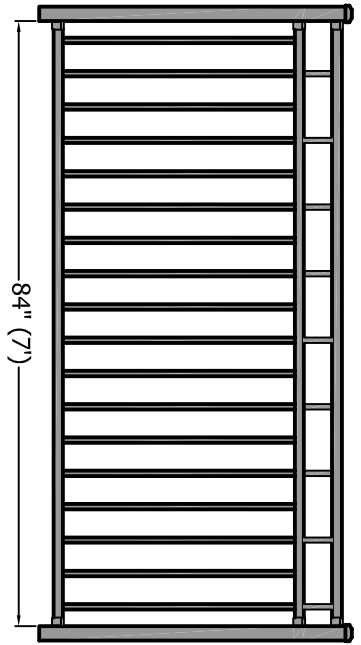
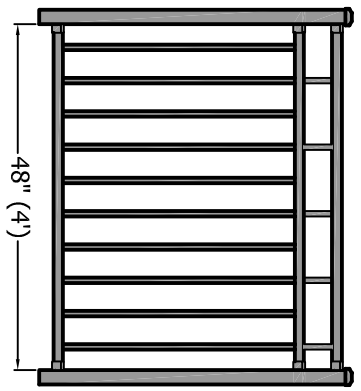
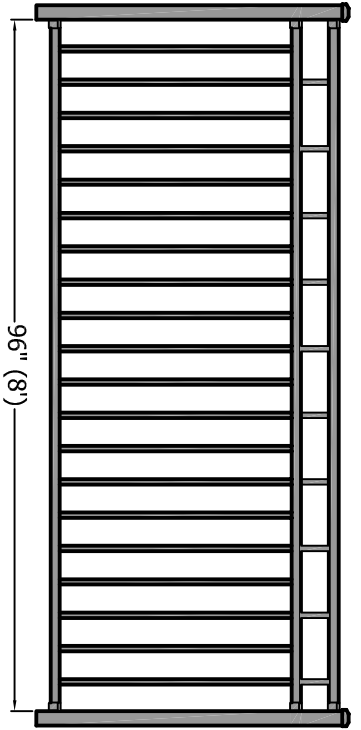
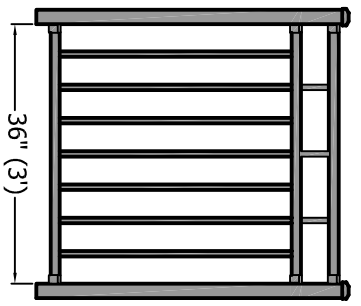


REV.	LOC.	REVISION	DATE

# Riviera II Sections

(Style C32)



**NOTE:**  
 Sections are available 36" and 42" tall  
 Railing is shown at 42" tall  
 Distance between pickets is 3.875" (3 7/8")  
 End spacing for sections is NOT equal to picket spacing  
 Distance between top and mid rail is 3.875" (3 7/8")

FINISH:		DSI Digger Steelplates, Inc. 3446 US 6 EAST Bremen, IN 46506	
SHEET SIZE = C	DRAWN BY: wjm	PART NUMBER: C32 Section Drawings	
SCALE = none	DATE DRAWN: 12-01-2009	Riviera Alternate Picket Top	
STANDARD TOLERANCE: .00 ±.01 FRACTIONS: .000 ±.005 ±.18"	LOC ACAD: Z:/projects/projects 2009/CA/	PART NAME: C32 section drawings	
ANG. ±.5"	LOC PDF: Z:/projects/projects 2009/CA/	REV.	
DRAFT: 20091202-2			

4 3 2 1